



LBBB

Learning Languages Behind Bars

Author:
Paul Talbot

A useful tool for teachers
and trainers in prison and
detention environments



 **dieBerater**[®]
Human Concern

LBB

Learning Languages Behind Bars

A useful tool for teachers and trainers in prison and detention environments

Author:

Paul Talbot

Contributors:

Joost de Jager
Jean-Marie Dubile
Nathalie Fourtens
Elitsa Markova
Elena Yoncheva
Christine Cellier
Francine Democrate
Alan Clarke
Marcus Lemke

Editor:

Jennifer Ziegler

Production:

wordup Werbeagentur www.wordup.at

Publisher:

die Berater[®]
Unternehmensberatungsgesellschaft mbH

Illustrator:

Dave Wright www.itsallwright.co.uk

© 2014 *die Berater*[®]

Unternehmensberatungsgesellschaft mbH
Wipplingerstraße 32/23-25, 1010 Wien
www.dieberater.com

ISBN: 978-3-902847-30-0

LBB website: www.lbb-project.eu

Project coordinator



die Berater[®], Austria
www.dieberater.com

Project partners



INSUP FORMATION
Bordeaux, France
www.insup.org



BUPNET
Göttingen, Germany
www.bupnet.de



Prison Fellowship Bulgaria
Sofia, Bulgaria
www.pfi.org



Gevangenenzorg Nederland
Zoetermeer, Netherlands
www.gevangenenzorg.nl



Seeds for Growth
London, United Kingdom
www.seedsforgrowth.org.uk



Supported by the
European Prison Education
Association (EPEA)

LBB – Learning Languages Behind Bars

A useful tool for teachers and trainers in prison and detention environments

Table of content

Unit 1	People, Identity and Nationality.....	4
Unit 2	Your Space.....	13
Unit 3	Health, religion and culture.....	24
Unit 4	Living Together.....	33
Unit 5	What Next?	43

Introduction

Languages Behind Bars (LBB) is a support tool developed for European prisons. Targeted at prison administrations and teachers and trainers in prison, including those involved in staff development, LBB provides useful material to help promote better communication in the prison setting, and ensure that the needs of foreign-national prisoners and detainees, as well as those of prison staff are addressed in the best possible way.

This workbook is a response to the lack of context-specific materials for learning to communicate in prison settings. It provides a set of learning units designed to meet the communication needs in a prison context, emphasising not only functional language, but also exposing learners to a culture of positive interaction in this setting.


Ranging from giving personal information and talking about nationalities to giving and understanding prison-specific instructions and discussing rights and obligations in prison, the content of the workbook can be presented either as a practical tool for aiding communication in prisons, or as an integrated part of broader language-learning curricula in the prison classroom or in staff-training contexts. Learners

are encouraged to use the book to note down translations in their own language, to keep a record of words and phrases for practical reference.

The workbook can be used in various contexts; as a tool in the classroom in the prison or detention centre, as a reference resource for prison staff in professional training programmes, and for self-learning. However, there is no requirement to follow the structure of the book. Teachers and trainers can choose to structure their courses around the content of the workbook, but can equally select individual sections and activities within the workbook to support and complement their existing education and communication programmes. In this way, the LBB materials needn't replace existing tools and programmes, but can help to provide context and specific content to teachers' and trainers' own portfolio of materials.

This workbook can be used in conjunction with **flash-cards, visual dialogue builders and audio practice material**. These tools – along with a trainers' guide and information on an accredited trainers' course – are all available through the LBB website www.lbb-project.eu.

Unit 1 People, Identity and Nationality



Unit Goals

- Introduce yourself.
- Politeness and basic greetings.
- Talk about people and nationalities.
- Identify some basic personal objects.

1. Introduction

Look at the picture. Say what you see.



Where are the **officers**? Where is the **detainee**?
Where is the **bag**?

2. What is your name?

Who said these phrases? Is it the **officer** or the **detainee**?

My name is Johann Erkens.

Hello. I am Officer Michalski. What is your name?

.....

.....

In my own language:

officer

.....

detainee

.....

3. Your nationality


Where are you from? What language do you speak?

I am from:

I speak:




Which countries are these? Can you find your national flag? Can you find people from these countries?



4. Filling out forms



Please fill out
this form.



I don't
understand!

Information Form

My name is:



I am from:

I am: male / female

My address is

I speak:

5. Basic Phrases



6. Personal Items

Please look at these pictures. What do you see?



wallet money passport
keys mobile phone ID card
cigarettes and lighter books
driving license court documents



Which personal items are permitted?



Which personal items are not permitted?

My is permitted.

Your is not permitted.

In my own language:

wallet

money

passport

keys

mobile phone

cigarettes


lighter

books

driving license

court documents

What other personal items do you have?



Please can I keep
my

Yes, your ...
is permitted.

No, your ... is
not permitted.

7. Other people

Here are some people from the prison.
Who could they be?

Who are you?

I am a detainee.

I am an officer.



officer
teacher
doctor
social worker
lawyer
detainee
immigration officer
cellmate

In my own language:

officer

lawyer

teacher

detainee

doctor

immigration officer

social worker

cellmate

8. "Please" and "Thank You"

Please look at the pictures. Say what you see.



Please
empty your
pockets.

OK!

Thank you!

In my own language:

please

thank you

9. Review


Please fill out the crossword.

Across →


Down ↓

3. Please ... me!!
6. I don't ...
9. Where are you ...?
11. ... you for your help.
13. My ... is Johann.
14. Please ... me.
15. I am ... Michalski.
16. I ... German.
17. Please ... here.

1. ... is your name?
2. He is my ...
4. Your cigarettes are ...
5. What ... do you speak?
7. I am a ... worker.
8. I ... a teacher.
9. Please ...-... this form.
10. Go to your ...
12. Can I ... my mobile phone please?
15. Everything is ...!
18. She ... from Portugal.



Unit 2 Your Space



Unit Goals

- Talk about everyday items, places and activities.
- Ask where things are.
- Understand instructions.
- Make basic requests.

1. Introduction

Please look at the pictures. Say what you see.



Please circle the items that you can see in the pictures:

cupboard toilet bag
shelf mobile phone
books bed mop

2. This is ...

Who said these phrases? Is it the **officer** or the **detainee**?

Is this my cell?




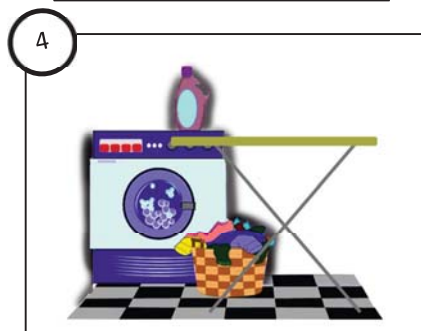


This is your cell.

Is this my bed?

This is your bed.

3. Living Spaces

Please match the places with the numbers:



laundry room ...

4

wing ...

wing office ...

washroom ...

dining room ...



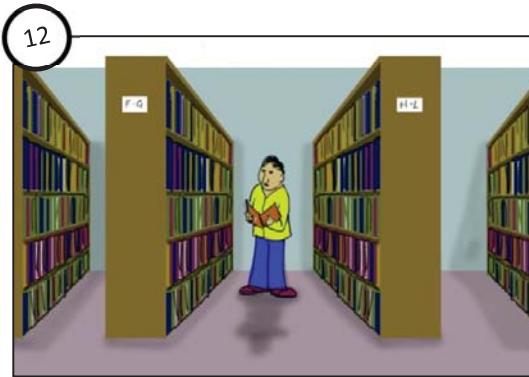

cell ...

kitchen ...

workshop ...

chaplaincy ...

visits hall ...



yard ... 11

library ...

classroom ...

hospital wing ...

phone booth ...

In my own language:

laundry room

wing

wing office

washroom

dining room

cell

kitchen

workshop

chaplaincy

yard

library

classroom


visits hall

hospital wing

phone booth

4. Everyday Activities

Please match the activities with the places.



I **eat** in the
dining room.



I **work** in the
workshop.



eat
sleep
cook
read
work
wash clothes
take a shower
make a phone call
play football
learn
pray
get medicine

yard

laundry room

library

workshop

cell

washroom

chaplaincy

dining room

classroom

hospital wing


kitchen

phone booth

In my own language:

eat	take a shower
sleep	make a phone call
cook	play football
read	learn
work	pray
wash clothes	get medicine

5. In the cell

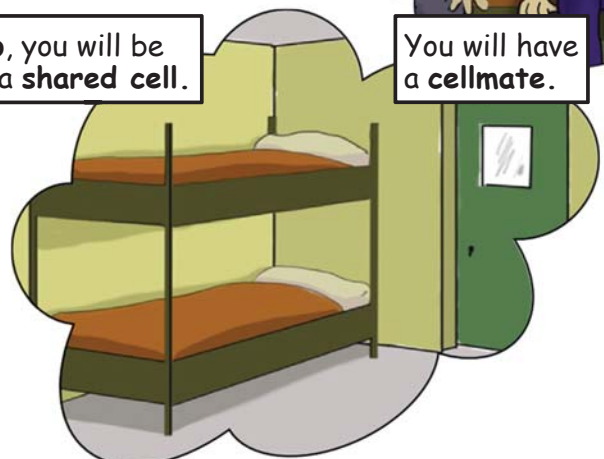


In my own language:


single cell

shared cell

cellmate

No, you will be in a **shared cell**.

Please complete the dialogue:



6. Items and Furniture

Please match these items to the pictures on the next page:

toilet ... 10

cigarettes ...

wash cloth ...

bed ...

books ...

cupboard ...

bedding ...

mobile phone ...

newspaper ...

computer ...

towel ...

clothes ...



In my own language:

cigarettes

bedding

toilet

mobile phone

wash cloth

newspaper

bed

computer


books

towel



cupboard

clothes


7. What can I do?



What do the guards say?



Please match the pictures with the questions.



Can I keep a picture of my family?

Can I pray?

Can I write a letter?

Can I clean my cell?

Can I do sport?

Can I smoke on the wing?

Can I do education or training?

Can I have a newspaper?

Can I borrow books?

Can I smoke in my cell?

Please write what you **can do**, and write what you **can't do**.



I can

I can

I can

I can

I can



I cannot

I cannot

I cannot

I cannot

I cannot

8. Review

Please fill out the crossward.

Across →




Down ↓




2. This is my...
4. Can I ... a letter?
6. I get medicine in the ... wing.
11. I ... in the dining room.
12. I can't ... on the wing.
13. Can I ... a shower in my cell?
14. I ... in the cell.
16. I wash ... in the laundry room.
17. I play football in the ...

1. I learn in the ...
3. I cook in the ...
4. I ... in the workshop.
5. Can I ... a newspaper?
7. I ... in the chaplaincy.
8. This is ... washroom.
9. I read in the ...
10. Can I go to the ... hall?
12. I am not in a single cell, I am in a ... cell.
15. I make a ... call at the phone booth.
16. I ... do education or training.



Unit 3 Health, religion and culture

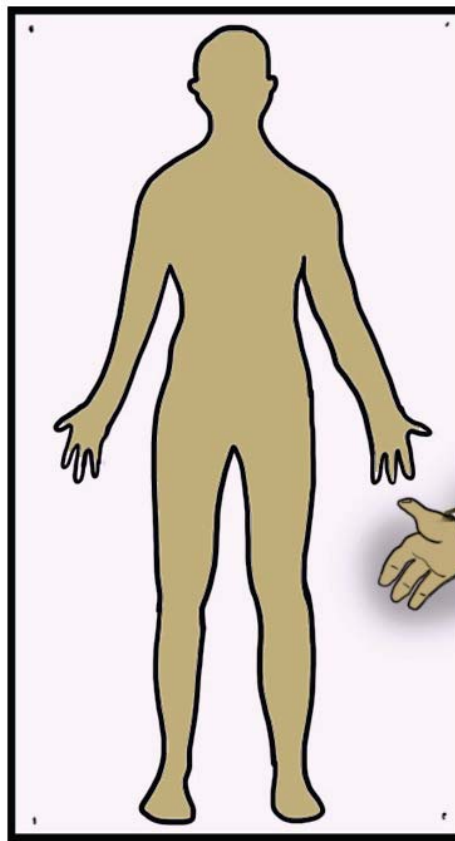
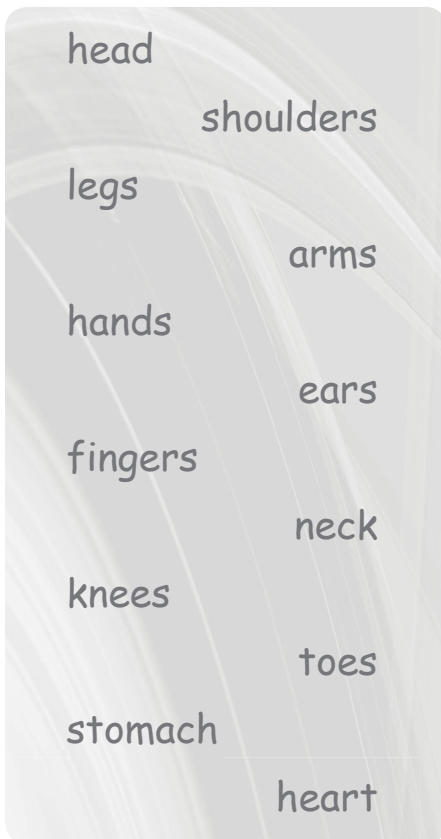


Unit Goals

- Talk about illnesses and emergencies.
- Understand doctor's instructions.
- Talk about religion, prayer and religious needs.

1. Introduction

Please match the words with the parts of the body.





It is an **emergency**!

2. Illnesses

Please look at these health problems.
Are they **emergencies**?

constipation

vomiting

nosebleed

heart attack

headache

asthma attack

stroke

broken arm

stomach cramps

toothache

dizziness

earache



It is an **emergency**!

It is not an **emergency**!

.....

.....

.....

.....

.....

.....

.....

.....

.....


.....

In my own language:


constipation	head
vomiting	shoulders
nosebleed	legs
heart attack	arms
headache	hands
asthma attack	ears
stroke	fingers
broken arm	neck
stomach cramps	knees
toothache	toes
dizziness	stomach
earache	heart

3. Seeing a doctor

Please complete the dialogue.




What does the doctor say? Please match the speech bubbles with the pictures.



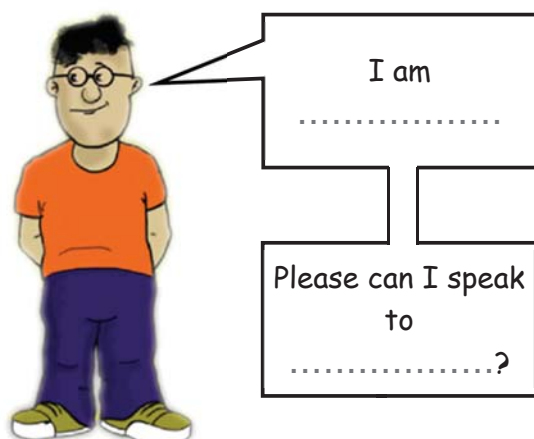
4. Religion

Do you have a religion?

Can you find your religion here?



Please complete the sentences.



The imam




The pastor




The rabbi





Please complete the sentences.



Yes, you can in the

The **imam** is here on Friday, and the **pastor** is here on Sunday.


In my own language:

religion
 pray
 Hindu
 Buddhist
 Christian
 Jewish

Muslim
 Sikh
 pastor
 imam
 rabbi
 chaplaincy

5. Religious material

Please complete the sentences.



Do you want to read a **Bible** or a **Koran**?

Yes please. Can I please read a?



Yes please. Can I please read a?

Who reads these religious texts?


Koran	Buddhist
Vedas	Jewish
Ādi Granth	Muslim
Bible	Sikh
Torah	Christian
Vinaya Pitaka	Hindu

Please complete the questions

I am Can I please read a Torah?

I am Hindu. Can I please read a?

6. Religious dietary needs



Do you have religious dietary needs?

pork

beef

eggs

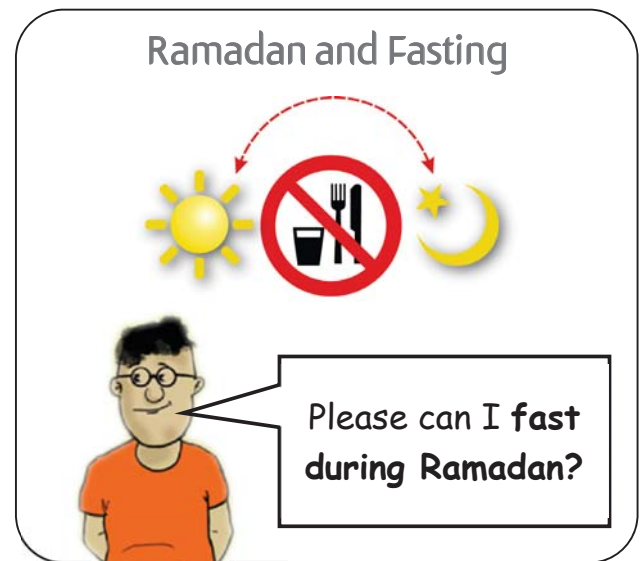
halal food

kosher food

I can eat

I cannot eat

I must eat



dietary needs

pork

beef

eggs

In my own language:

Halal food

Kosher food

fast

Ramadan

7. Review

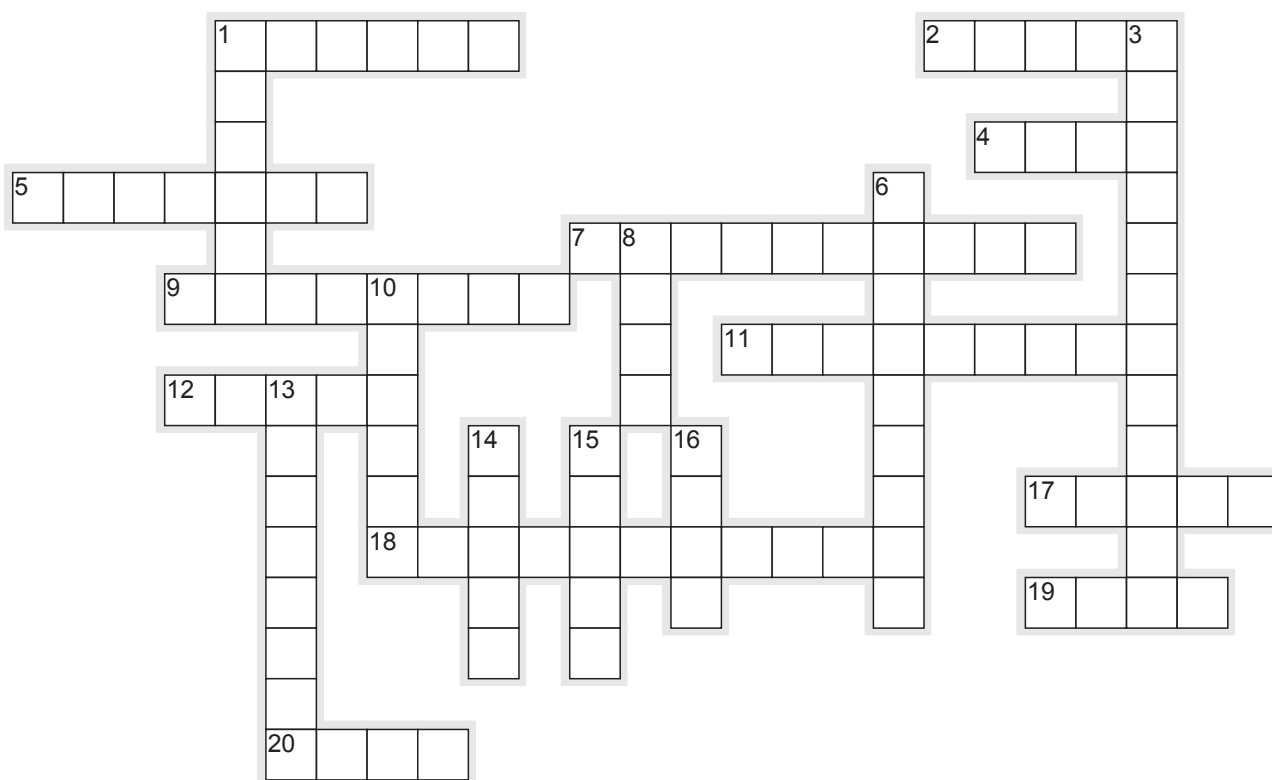
Please fill out the crossword.

Across →


Down ↓

1. The ... is here on Sunday.
2. Let's take your ... pressure.
4. Do you have a head...?
5. Do you have a ... ache?
7. Please can we pray in the ...?
9. Here is some ...
11. Help! It's an ...
12. Can I please read a ...?
17. Do you have ... pains?
18. Let's take your ...
19. Please can I ... during Ramadan?
20. Do you ... to see a doctor?

1. ... can I speak to somebody about my religion?
3. Do you have any religious ... /...?
6. Do you have ...?
8. Does it ... here?
10. I ... eat pork?
13. What is your ...?
14. Do you need to ...?
15. Please can I ... to the imam?
16. Do you want to ... a Bible?



Unit 4 Living Together



Unit Goals

- Talk about activities in the prison
- Ask about education and training
- Ask about contact with the outside world
- Understand rules and sanctions


1. Introduction

Do **you** do any of these activities? Please tick the boxes.




Please find the words for these activities.


see visitors	clean the cell
buy things	pray
earn money	write letters
borrow books	do work
do education and training	eat lunch
do sport	



2. Activities



Which activities can you do? What activities can you not do?



In my own language:

see visitors	clean the cell
buy things	pray
earn money	write letters
borrow books	do work
do education and training	eat lunch
	do sport

3. Jobs in the prison

Please complete the dialogue using the words in the box.

kitchen
laundry
cleaner

What **work** can I do in the prison?

You can work in the kitchen, or in the or as a

I would like to work in the I am a good chef!



What work can **you** do? Tick the jobs that you can do in your prison.



Please match the pictures to the sentences.

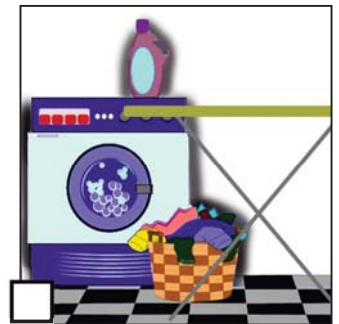
I can work as a gardener.

I can work in the laundry.

I can work in the kitchen.

I can work in the workshop.

I can work as a cleaner.



In my own language:

gardener

workshop

laundry

cleaner


kitchen

I can work

4. Vocational Training



What do these people want to learn?




Please can I learn ?

Please can I learn ?

Please can I learn ?

5. Education



What can you learn in the prison?



In my own language:

vocational training

gardening


woodwork

painting

subject

basic skills


6. Earning money



Do you **earn money** for work, education and training in the prison?

Yes, I earn money for

No, I don't earn money for



You

.....

.....

7. Contact with the outside world

What do you need to write a letter?

Please use the words in the box.

pen

stamps

paper



Please can I contact my family?

Yes, you can make a phone call or you can write a letter to your family.



But I need some

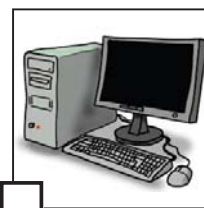

And I need some

Please match the picture with the sentence.


1. You can write a letter to your family.

2. Can I make a phone call?


3. You are not allowed to send emails.




8. Visits



We need to ask for a **visiting order**.



Who are these visitors? Please select the words from the box below.



family



~~family~~ social worker lawyer
consular representative

Please complete the requests.

Please can I see my f.....?

Please can I see my l.....?

Please can I see a c.....?

Please can I see a s.....?

In my own language:

pen

paper

stamps

contact my family

visiting order

family


social worker

lawyer

consular representative

9. Prison Rules

Please complete the dialogue.



Please match the words with the pictures.

escape

be punctual

threaten somebody

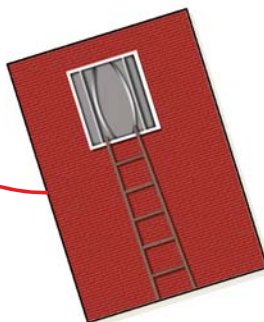
make your bed

wash yourself

keep your cell clean

provoke somebody

behave



What are the prison rules? Please write what you **must do** in the prison.



You must

You must

You must

You must

You must



Please write what you **must not do** in the prison.



You must not

You must not

You must not

You must not

You must not



In my own language:

you must not escape make your bed



you must behave wash yourself

provoke somebody threaten somebody


be punctual keep your cell clean

10. Sanctions and privileges

Please look at the pictures. Which picture does **not** show a sanction?



Please match the sanctions with the pictures.



Please write what **privileges** you can earn in the prison.

In my own language:

sanction

receive a fine

be held in solitary confinement

be reprimanded

earn privileges

11. Review


Please fill out the crossword.

Across →

Down ↓

2. Please can I see my ... ?
4. You will be held in ... confinement.
7. You can write a ... to your family.
9. Please can I see a ... representative?
11. Will I ... money for work in the prison?
14. You must be ...
15. If you break the prison rules you will be ...
17. I can work as a
18. I want to see me wife. Please can I have a ... / ...
20. Please can I ... woodwork?
21. If you behave you can earn ...

1. You ... / ... escape.
3. What ... can I do in the prison?
5. You must not ... somebody.
6. You must ...
8. You can work in the
10. I can learn basic ...
12. I can work in the ...
13. You will receive a ...
16. I want to write a letter, but I need some ...
19. You must not break the prison ...



Unit 5 What Next?

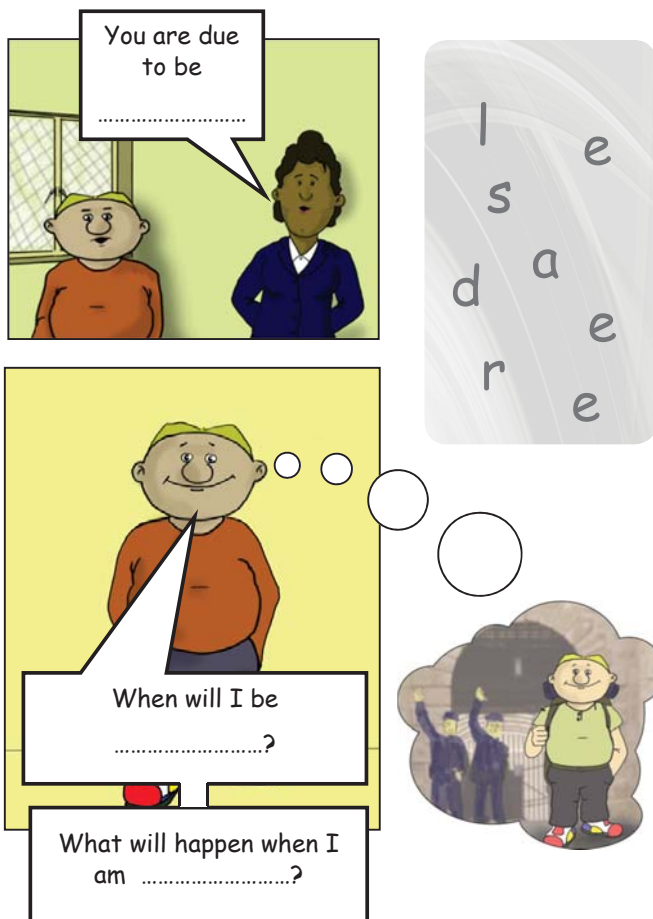


Unit Goals

- Communicate on the topic of release
- Ask about probation and social support
- Talk about work and accommodation
- Understand the topic of deportation

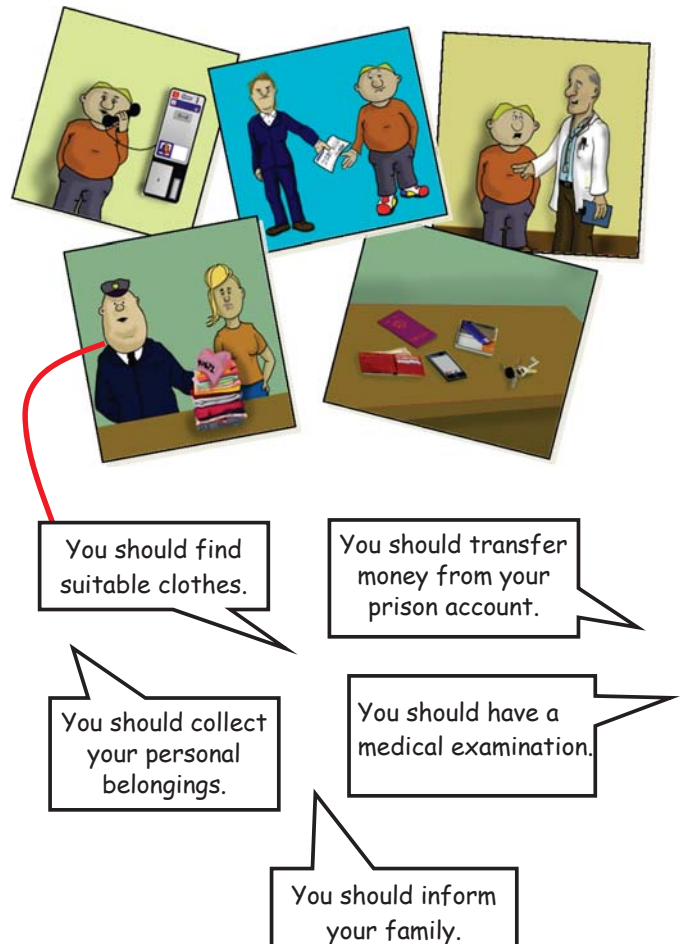
1. Introduction

What is the missing word? Please find the word using the letters in the box.



2. Preparing for release

What should you do when you prepare for release? Please match the pictures with the sentences.



3. Questions about your release

Please complete the questions using the words from the box.

release



support

social


officer

accommodation

job



Please complete the questions using the words from the box.




see

report

contact

Which picture shows an **electronic tag**?



Please match the pictures with the sentences.

You will wear an electronic tag.

You will be deported to your home country.

You will receive financial support.

What can you do after you are released?
Please match the pictures with the activities.



find accommodation

see my family

do education and training

find a job

earn some money

In my own language:

release
due to be released
you should inform
your family
transfer money
from your prison
account
find suitable
clothes

collect your
personal
belongings
have a medical
examination
financial support
social worker
probation officer

wear an electronic tag
 be deported
 find accommodation

see my family
 do education and training
 find a job
 earn some money

4. Accommodation

Which accommodation possibilities are available to you? Please circle your choices.

I can live in emergency housing.


I can live with family.

I can live in private housing.

I can live in a halfway house.

I can live with friends.

I can live in social housing.



Please write some questions about accommodation possibilities.

Can I?

Can I?

Can I?

Can I?

Can I?

Please read this short dialogue, and fill in the missing words from the box.



In my own language:

emergency housing
halfway house
live with family
live with friends
private housing


social housing
flat
rent
How much does it cost?

5. Work and interviews

Please read this dialogue. Which word is missing in each sentence?




What do you need to know about work?
Please match the questions and the responses.




6. Certificates and qualifications

Please read the dialogue and complete the missing words from the box.

education
interview released



Please can I have a **certificate** for my and training?




I want to take my **certificate** to my job

Yes, you can take your **certificate** when you are

What is a **certificate**? Choose from the pictures below.




Please read the dialogue. What does the guard answer? Please select the answer from below.



Here are your personal belongings.

Thank you.

Please can I have a certificate for my education and training?



?

Thank you.

You are due to be released.

You can take your certificate when you are released.

I will help you to prepare for a job interview.

Yes, here is your certificate. Good luck for the future!

In my own language:

Full-time job	What work will I do?
Part-time job	When can I start?
How much money will I earn?	Please can I have a certificate?

7. Deportation

Please read these two dialogues.



Dialogue 1




Dialogue 2



Now please look at these pictures. Can you match them to the dialogues? Please complete the sentences.



Please complete the requests.



In my own language:

released into the community

deported to your home country

contact my embassy

consular representative

8. Review

Please fill out the crossword.

Across

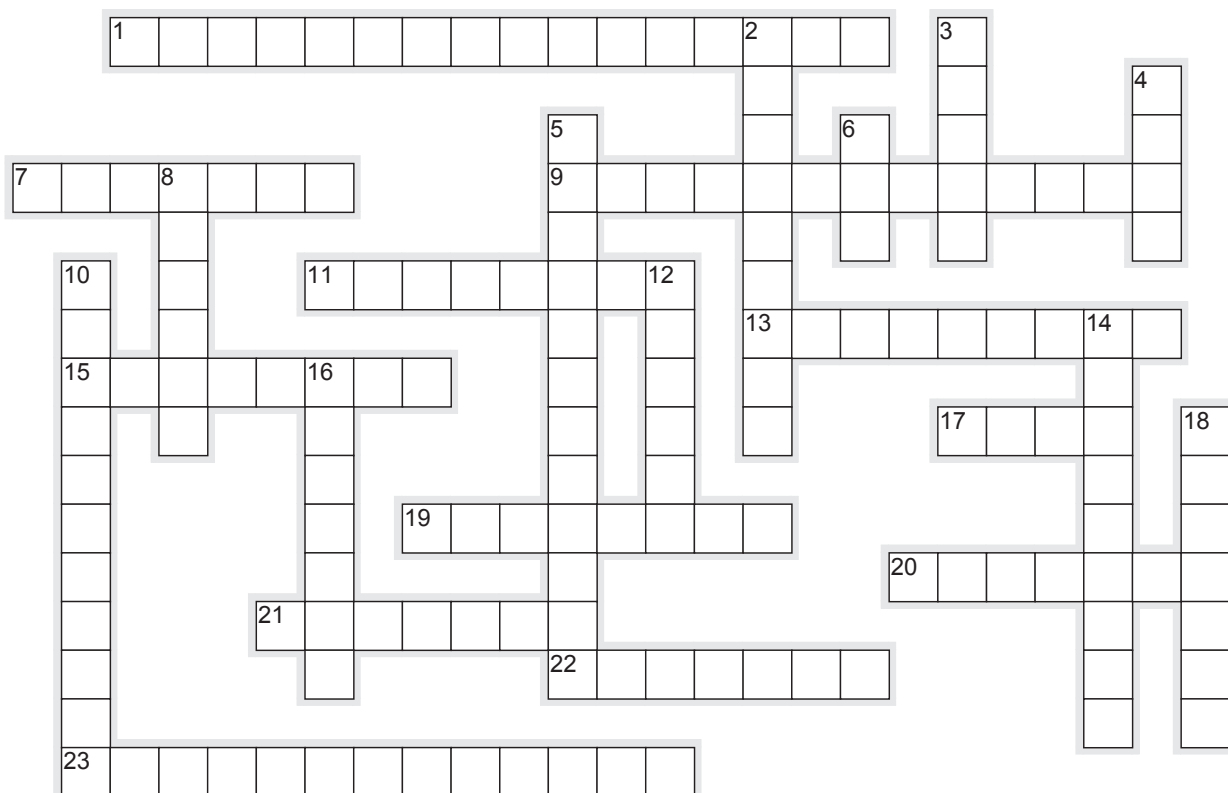


Down



1. Your ... / ... will help you to find work.
7. I can live in private ...
9. Where will I live? I have no ...
11. You should ... money from your prison account.
13. I will help you to prepare for a job ...
15. You are due to be ...
17. I can ... in social housing.
19. You will be ... to your home country.
20. You should ... your personal belongings.
21. I can live with family or ...
22. You should contact your ...
23. You will wear an ... / ...

2. I will be released into the ...
3. Please can I ... to my probation officer?
4. You have to pay € 200 ... every month.
5. I can live in a ... / ...
6. Where will I work? I have no ...
8. You ... inform your family.
10. Please can I have a ... for my education?
12. Do I have to ... to the police station?
14. I can live in ... housing.
16. Will I get financial ...?
18. You should find suitable ...





This project has been funded with support from the European Commission (Reference: 52738-LLP-1-2012-1-AT-GRUNDTVIG-GMP). This publication reflects the views only of the author, and the Commission cannot be held responsible for any use which may be made of the information contained therein.

